

TS 6.2

LOUNGE

TWILIGHT™ SPAS

Experience uncompromised wellness and unmatched relaxation with the all-new TS 6.2. This space-conscious hot tub features the latest hydrotherapy jets, ergonomic seating, and an energy-efficient design. With built-in Wi-Fi and advanced control system, dialing in your experience has never been easier.



Dimensions	78" x 78" x 34" (199 cm x 199 cm x 87 cm)
Weight: (Dry/Full)	755 lbs (342 kg) / 3,770 lbs (1,710 kg)
Water Capacity	250 Gallons (946 L)
Power Requirements	240 V / 50 Amp
Seating Capacity	5
Stainless Steel Jets	30
Pumps	2
Water Features	Waterfall
Water Care	EcoPur® Charge + Ozone
LED Lighting	Orion Light System™
Exclusive Features	StressRelief Neck and Shoulder Seat™ Master Force™ Bio-Magnetic Therapy System Master Blaster® Foot Massage Therapy Vac-Formed ABS Pan Bottom WiFi Module Deluxe Tapered Cover
Listing Number	5300



Made in the USA
with U.S. and imported parts


PREMIUM OPTIONS

- Master Clear Salt System
- QuietFlo Water Care System™
- Fusion Air Sound System


ACCESSORIES

- Manual Cover Lift
- Premium Spa Step
- Bluetooth Speaker


Shell Colors




STERLING SILVER
MARBLE



WHITE



TUSCAN SUN



MIDNIGHT CANYON




STORM CLOUD




SMOKY MOUNTAIN

Skirting Colors | DuraMaster Premium™



DARK WALNUT



GRAPHITE



MIDNIGHT



MASTERSPAS®

MASTERSPAS.COM