

# TS 240X

LOUNGE

## TWILIGHT™ SPAS

Maximize your backyard relaxation with the updated TS 240X. Strategically designed to offer the best in hydrotherapy while seamlessly integrating into your space, this corner hot tub features seating for up to three adults. Premium massage jets, including the Master Blaster foot jet, adjustable spa pillows, and beautiful lighting create a soothing experience.



Dimensions	78" x 78" x 34" (199 cm x 199 cm x 87 cm)
Weight: (Dry/Full)	715 lbs (324 kg) / 2,980 lbs (1,352 kg)
Water Capacity	205 Gallons (776 L)
Power Requirements	240 V / 50 Amp
Seating Capacity	3
Stainless Steel Jets	26
Pumps	2
Water Features	Waterfall
Water Care	EcoPur® Charge + Ozone
LED Lighting	Orion Light System™
Exclusive Features	StressRelief Neck and Shoulder Seat™ Master Force™ Bio-Magnetic Therapy System Master Blaster® Foot Massage Therapy WiFi Module Deluxe Tapered Cover
Listing Number	9967



Made in the USA  
with U.S. and imported parts

### PREMIUM OPTIONS

- QuietFlo Water Care System™
- Fusion Air Sound System


### ACCESSORIES

- Premium Spa Step
- Bluetooth Speaker


### Shell Colors




STERLING SILVER  
MARBLE



WHITE



TUSCAN SUN



MIDNIGHT CANYON




STORM CLOUD




SMOKY MOUNTAIN

### Skirting Colors | DuraMaster Premium™



DARK WALNUT



GRAPHITE



MIDNIGHT



MASTERSPAS®

MASTERSPAS.COM