

# LSX 30

LOUNGE



M I C H A E L P H E L P S  
**LEGEND®**

The LSX 30 celebrates three decades of innovation and craftsmanship. Reintroducing the whirlpool-style therapy seat, this model combines the nostalgia of a classic with the precision of modern technology. A variable-speed motor allows you to personalize your massage experience — from gentle relaxation to deep-tissue relief — and even create custom programs. With a full-size lounge and premium features, this spa delivers the ultimate in comfort, recovery, and performance.



Dimensions	94" x 94" x 38" (239 cm x 239 cm x 97 cm)
Weight: (Dry/Full)	1,128 lbs (512 kg) / 4,930 lbs (2,236 kg)
Water Capacity	345 Gallons (1,306 L)
Power Requirements	240 V / 60 Amp
Seating Capacity	5
Stainless Steel Jets	63
Pumps	3
Water Features	1 Waterfall, 2 Bubblers
Water Care	EcoPur® Charge + Ozone
LED Lighting	Orion Light System™
Exclusive Features	Xtreme Therapy™ Seat Xtreme Therapy™ Lounger StressRelief Neck and Shoulder Seat™ Master Force™ Bio-Magnetic Therapy System Master Blaster® Foot Massage Therapy Variable Speed Pump Vac-Formed ABS Pan Bottom WiFi Module Secondary Remote Nonslip, Comfort Mat Deluxe Tapered Cover
Listing Number	9983




Made in the USA  
with U.S. and imported parts


## Shell Colors




STERLING SILVER  
MARBLE



WHITE



TUSCAN SUN



MIDNIGHT CANYON




STORM CLOUD




SMOKY MOUNTAIN

## Skirting Colors | DuraMaster Premium™



DARK WALNUT



GRAPHITE



MIDNIGHT

### PREMIUM OPTIONS

- Master Clear Salt System
- Fusion Air Sound System

### ACCESSORIES

- Hydraulic Cover Lift
- Manual Cover Lift
- Premium Spa Step
- Bluetooth Speaker



**MASTERSPAS®**

MASTERSPAS.COM