

# L6

LOUNGE



Taking care of yourself should feel effortless. With the LH L6, it truly does. This space-conscious, six-person hot tub helps you manage stress, rest more deeply, and enjoy meaningful moments with family. Settle into the ergonomic seats or stretch out in the full lounge, all while 16 targeted jets deliver therapeutic hydrotherapy that helps you feel your best.



Dimensions	78" x 78" x 34" (295 cm x 295 cm x 129 cm)
Weight: (Dry/Full)	650 lbs (295 kg) / 3,805 lbs (1,726 kg)
Water Capacity	245 Gallons (928 L)
Power Requirements	240 V / 50 Amp
Seating Capacity	5
Jets	16
Pumps	1
Water Care	EcoPur® Charge + Ozone
LED Lighting	Colorscape
Exclusive Features	Deluxe Tapered Cover
Listing Number	9992

#### PREMIUM OPTIONS

- Master Clear Salt System

#### ACCESSORIES

- Manual Cover Lift
- Premium Spa Step
- Bluetooth Speaker




Made in the USA  
with U.S. and imported parts

#### Shell Colors




STERLING SILVER  
MARBLE




WHITE


#### Skirting Colors | DuraMaster Premium™



DARK WALNUT



GRAPHITE



MIDNIGHT