

Twilight SERIES®

BY MASTER SPAS



Twilight Series 240

We found a way to reduce the space required for this Twilight hot tub without cutting back on any of the premium features. Two pumps power 26 jets, including the popular Master Blaster® foot massage jets. We've also found room for a cascading waterfall and beautiful lighting. Make the most of the room you have.


Dimensions:	78"x 78"x 34" (199 cm x 199 cm x 87 cm)
Weight (Dry/Full):	715 lbs (324 kg) / 2,980 lbs (1,352 kg)
Gallons:	205 (776 L)
Power Requirements:	240 V / 50 Amp
Seating Capacity:	3
Stainless Steel Jets:	26 Jets (1 Master Blaster®)
Pumps:	2
Water Features:	1
Filtration:	EcoPur® Charge
LED Lighting:	Orion Light System™
Exclusive Features:	StressRelief Neck and Shoulder Seat™ Master Force™ Bio-Magnetic Therapy System
Premium Options:	Fusion Air Sound System Dream Lighting Mast3rPur™ Water Management System QuietFlo Water Care System™
Listing Number:	6200



SHELL OPTIONS



Sterling Silver



Tuscan Sun (optional)




Midnight Canyon (optional)



Storm Cloud (optional)

SKIRTING OPTIONS


DuraMaster Premium™



Espresso



Graphite Grey



Midnight



MADE IN
THE USA



MasterSpas.com



RELAX. IT'S

Master Spas®